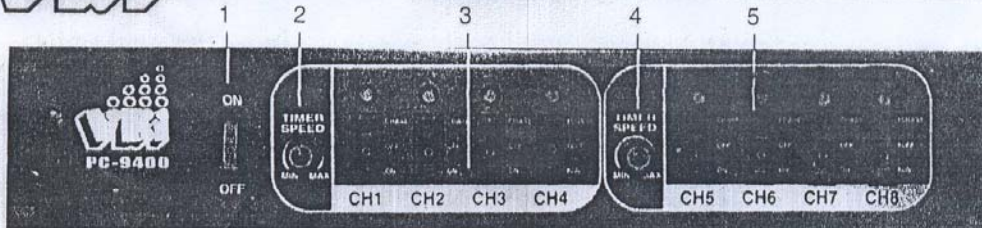




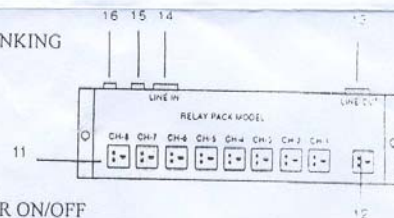

USER INSTRUCTIONS

PC-9400+8-Channel Switch w/Timer



CONTROLS AND COMPONENTS


1. MASTER ON/OFF SWITCH
2. TIMER ADJUSTMENT FOR CH 1 TO 4
3. INDIVIDUAL CHANNEL SWITCHES ON, OFF OR CHASE FOR 1 TO 4
4. TIMER ADJUSTMENT FOR CH 5 TO 8
5. INDIVIDUAL CHANNEL SWITCHES ON, OFF OR CHASE FOR 5 TO 8
6. INDIVIDUAL ON/OFF BYPASS CHANNEL SWITCHES FOR CH 1 TO 8
7. 9 PIN DIN LINE OUT CONNECTOR
8. 1/4" STEREO OUTPUT TO CC-2016
9. 120V POWER SUPPLY INPUT CONNECTOR
10. FUSE
11. CHANNEL 1 TO 8 110V SWITCHED SOCKETS
12. UNSWITCHED 110V SOCKET FOR CONSTANT ON ITEM OR LINKING
13. 9 PIN DIN OUT PUT FOR LINKING PACKS
14. 9 PIN DIN INPUT FROM ANOTHER PC2P RELAY PACK
15. 15 AMPS CIRCUIT BREAKER
16. A/C CORD AND PLUG



MAIN FEATURES

- INDIVIDUAL CHANNEL SWITCHES ON, OFF & CHASE, MASTER ON/OFF
- TIMER CONTROL FOR 1-4 & 5-8 CAN BE INDEPENDENTLY ADJUSTED FROM 30 SECONDS TO 15 MINUTES
- 19" RACK MOUNT SWITCH CENTER WITH BUILT-IN POWER SUPPLY
- 15 AMPS TOTAL POWER CAPACITY (PER RELAY PACK)
- SYSTEM INCLUDES 1- PC9400, 1- PC-2P, 1- PC9000 25FT.
- MAY LINK UP TO 2 PC-2P RELAY PACKS ON 1 PC9400

SAMPLE SYSTEM



VISUAL EFFECTS 3946 Merritt Avenue Bronx, New York 10466-2502. 718-324-0011 800-422-3639 fax 718-324-0300